




Free Height

TE Internal #: 1-5316562-1

PCB Mount Header, Vertical, Board-to-Board, 160 Position, .6 mm [.024 in] Centerline, Gold, Surface Mount, Signal, Black, Free Height

[View on TE.com >](#)

Connectors > PCB Connectors > PCB Headers & Receptacles



PCB Connector Assembly Type: **PCB Mount Header**

PCB Mount Orientation: **Vertical**

Connector System: **Board-to-Board**

Number of Positions: **160**

Centerline (Pitch): **.6 mm [.024 in]**

Features

Product Type Features

Ground Component Type	Grounding Contact, Grounding Plate
PCB Connector Assembly Type	PCB Mount Header
Connector System	Board-to-Board
Connector & Contact Terminates To	Printed Circuit Board

Configuration Features

Stackable	Yes
PCB Mount Orientation	Vertical
Number of Positions	160
Board-to-Board Configuration	Parallel

Electrical Characteristics

Dielectric Withstanding Voltage (Max)	200 VAC
Insulation Resistance	2 MΩ
Operating Voltage	50 VAC

Body Features

Primary Product Color	Black
-----------------------	-------

Contact Features

Contact Layout	Inline
Contact Mating Area Length	1 mm, 1.3 mm



PCB Contact Termination Area Plating Material Thickness	1 µm[39.37 µin]
Mating Tab Width	.3 mm[.012 in]
Mating Tab Thickness	.2 mm[.008 in]
PCB Contact Termination Area Plating Material	Tin
Contact Base Material	Copper Alloy
Contact Mating Area Plating Material	Gold
Contact Mating Area Plating Material Thickness	.2 µm[7.874 µin]
Contact Type	Pin
Contact Current Rating (Max)	.5 A

Termination Features

Square Termination Post & Tail Dimension	.2 mm[.008 in]
Termination Method to Printed Circuit Board	Surface Mount

Mechanical Attachment

PCB Mount Alignment Type	Locating Posts
PCB Mount Retention Type	Solder Peg
Mating Alignment	With
Mating Alignment Type	Polarization
PCB Mount Retention	With
PCB Mount Alignment	With
Connector Mounting Type	Board Mount

Housing Features

Centerline (Pitch)	.6 mm[.024 in]
Housing Material	High Temperature Thermoplastic

Dimensions

Connector Height	8 mm[.31 in]
Stack Height	8 mm, 16 mm[.63 in]
	.2 in

Usage Conditions

Operating Temperature Range	-40 – 85 °C[-40 – 185 °F]
-----------------------------	---------------------------

Operation/Application

Circuit Application	Signal
---------------------	--------

Industry Standards



UL Flammability Rating	UL 94V-0
------------------------	----------

Packaging Features

Packaging Quantity	30
Packaging Type	Tray

Product Compliance

[For compliance documentation, visit the product page on TE.com>](#)

EU RoHS Directive 2011/65/EU	Compliant
EU ELV Directive 2000/53/EC	Compliant
China RoHS 2 Directive MIIT Order No 32, 2016	No Restricted Materials Above Threshold
EU REACH Regulation (EC) No. 1907/2006	Current ECHA Candidate List: JUNE 2022 (224) Candidate List Declared Against: JUNE 2022 (224) Does not contain REACH SVHC
Halogen Content	Low Halogen - Br, Cl, F, I < 900 ppm per homogenous material. Also BFR/CFR/PVC Free
Solder Process Capability	Reflow solder capable to 260°C

Product Compliance Disclaimer

This information is provided based on reasonable inquiry of our suppliers and represents our current actual knowledge based on the information they provided. This information is subject to change. The part numbers that TE has identified as EU RoHS compliant have a maximum concentration of 0.1% by weight in homogenous materials for lead, hexavalent chromium, mercury, PBB, PBDE, DBP, BBP, DEHP, DIBP, and 0.01% for cadmium, or qualify for an exemption to these limits as defined in the Annexes of Directive 2011/65/EU (RoHS2). Finished electrical and electronic equipment products will be CE marked as required by Directive 2011/65/EU. Components may not be CE marked. Additionally, the part numbers that TE has identified as EU ELV compliant have a maximum concentration of 0.1% by weight in homogenous materials for lead, hexavalent chromium, and mercury, and 0.01% for cadmium, or qualify for an exemption to these limits as defined in the Annexes of Directive 2000/53/EC (ELV). Regarding the REACH Regulation, the information TE provides on SVHC in articles for this part number is based on the latest European Chemicals Agency (ECHA) 'Guidance on requirements for substances in articles' posted at this URL: <https://echa.europa.eu/guidance-documents/guidance-on-reach>

Compatible Parts



TE Part # 1-5316318-1
.6FHR12H,160,S,GIG,08/Sn,HT,SEYes




TE Part # 1-5316560-1
.6FHR04H,160,S,GIG,08/Sn,HT,SEYes




TE Part # 1-5353190-1
.6FHR04H,160,S,GIG,08/Sn,TR,NSNo



TE Part # 1-5316564-1
.6FHR12H,160,S,GIG,08/Sn,ST,NSYes




TE Part # 1-5353189-1
[.6FHR04H,160,S,STD,08/SP,TR,NSNo](#)



TE Part # 6-5353189-1
[.6FHR04H,160,S,STD,08/SP,TR,SEN0](#)

Also in the Series | Free Height



[PCB Headers & Receptacles\(760\)](#)

Documents

Product Drawings

[.6FHP08H,160,S,GIG,08/Sn,ST,NS](#)

Japanese

CAD Files

[3D PDF](#)

English

Customer View Model

[ENG_CVM_1-5316562-1_O.2d_dxf.zip](#)

English

Customer View Model

[ENG_CVM_1-5316562-1_O.3d_igs.zip](#)

English

Customer View Model

[ENG_CVM_1-5316562-1_O.3d_stp.zip](#)

English

By downloading the CAD file I accept and agree to the [Terms and Conditions](#) of use.

Datasheets & Catalog Pages

[Fine Pitch Stacking Connectors - 0.6mm Free Height \(FH\) and GIGA Connectors](#)

English

Product Specifications

[Application Specification](#)

English

1-5316562-1

PCB Mount Header, Vertical, Board-to-Board, 160 Position, .6 mm [.024 in] Centerline,
Gold, Surface Mount, Signal, Black, Free Height



Product Environmental Compliance

TE Material Declaration

English